

Institution: University of South Florida-Main Campus (137351)  
User ID: P1373511

Overview

**Human Resources Overview**

Welcome to the IPEDS Human Resources (HR) survey component. The HR component collects important information about your institution's staff.

**Data Reporting Reminders**

See the instructions for the **Key Reporting Concepts** section -- basic reporting concepts that will assist you in completing the Human Resources survey component.

**Resources:**

- To download the survey materials for this component: [Survey Materials](#)
- All staff must now be reported using the new IPEDS occupational categories, which align with the 2010 Standard Occupational Classification (SOC) codes. Additional information and resources can be found in the [IPEDS HR/SOC Information Center](#), including general information about the SOC, the IPEDS/SOC crosswalk, a SOC Browse Tool, frequently asked questions, and web tutorials.

If you have questions about completing this survey, please contact the **IPEDS Help Desk at 1-877-225-2568**.





Part A1 - Full-time Instructional Staff by Academic Rank and Tenure Status - On Tenure Track


**Number of Full-time Instructional Staff  
 With Faculty Status  
 On Tenure Track**

As of November 1, 2016

- Report Hispanic/Latino individuals of any race as Hispanic/Latino
- Report race for non-Hispanic/Latino individuals only
- Include both Primarily Instruction and Instruction Combined with Research and/or Public Service
- Include both medical school and non-medical school staff

**Men**

Race/ethnicity	Academic Rank					No academic rank	Total
	Professors	Associate professors					
Nonresident alien	0	1	24	0	0	0	25
Hispanic/Latino	0	1	7	1	0	0	9
American Indian or Alaska Native	0	0	0	0	0	0	0
Asian	1	5	20	1	0	0	27
Black or African American	1	0	4	0	0	0	5
Native Hawaiian or Other Pacific Islander	0	0	0	0	0	0	0
White	1	9	52	3	0	0	65



Part A1 - Full-time Instructional Staff by Academic Rank and Tenure Status - Multi-Year Contract

[Redacted Table Content]



[Redacted Table Content]



[Empty vertical box]









Part A1 - Full-time Instructional Staff - Without Faculty Status

**Number of Full-time Instructional Staff**

**Without Faculty Status**

**As of November 1, 2016**

- Report Hispanic/Latino individuals of any race as Hispanic/Latino
- Report race for non-Hispanic/Latino individuals only
- Include both Primarily Instruction and Instruction Combined with Research and/or Public Service
- Include both medical school and non-medical school staff

**Men**

Race/ethnicity	Without Faculty Status
Nonresident alien	0
Hispanic/Latino	0
American Indian or Alaska Native AM AM	0
Asian	0
Black or African American	0
Native Hawaiian or Other Pacific Islander	0
White	0
Two or more races	0
Race and ethnicity unknown	0
<b>Total men</b>	<b>0</b>

**Women**

Race/ethnicity	Without Faculty Status
Nonresident alien	0
Hispanic/Latino	0
American Indian or Alaska Native	0
Asian	0
Black or African American	0
Native Hawaiian or Other Pacific Islander	0
White	0
Two or more races : K L W H	0

Part A2 - Full-time Instructional Staff by Function

Number of **Full-time Instructional Staff**

As of November 1, 2016

- Report Primarily Instruction and Instruction combined with Research and/or Public Service separately, as indicated below
- Report Non-medical school and Medical school staff separately, as indicated below













Race and ethnicity unknown						
<b>Total women</b>	184	3	700	15	21	3,995
<b>Total (men+women)</b>	377	5	842	15	21	3,995







Part B2 - Full-time Non-instructional Staff by Medical School Status

**Number of Full-time Non-instructional Staff**

**As of November 1, 2016**

Occupational category	Total (carried forward from Part B1)	Non-medical school staff	Medical school staff
<u>Service Occupations</u> 31-0000 + 33-0000 + 35-0000 + 37-0000 + 39-0000	377	370	7
<u>Sales and Related Occupations</u> 41-0000	5	5	0
<u>Office and Administrative Support Occupations</u> 43-0000	842	677	165
<u>Natural Resources, Construction, and Maintenance Occupations</u> 45-0000 + 47-0000 + 49-0000	188	185	3
<u>Production, Transportation, and Material Moving Occupations</u> 51-0000 + 53-0000	71	71	0
<b>Total</b>		<b>1,308</b>	<b>175</b>
Total from prior year		<b>1,359</b>	<b>178</b>





Part G - Salaries Worksheet

**Number of Full-time Non-medical School Instructional Staff**


--

Section 1							

--

Section 2							

--

--




















--

Part D - Graduate assistants



Part E - Part-time Staff by Occupational Category and Tenure Status



This table displays data for part-time staff across various occupational categories and tenure statuses. The structure is as follows:

- Row 1:** A solid teal header bar.
- Row 2:** A solid light blue bar.
- Row 3:** A light blue cell, followed by six teal cells, and one purple cell.
- Row 4:** A light blue cell, followed by five teal cells, and one purple cell.
- Row 5:** A light blue cell, followed by five teal cells, and one purple cell.
- Row 6:** A light blue cell, followed by five teal cells, and one purple cell.
- Row 7:** A light blue cell, followed by five teal cells, and one purple cell.
- Row 8:** A light blue cell, followed by five teal cells, and one purple cell.
- Row 9:** A light blue cell, followed by five teal cells, and one purple cell.
- Row 10:** A light blue cell, followed by five teal cells, and one purple cell.
- Row 11:** A light blue cell, followed by five teal cells, and one purple cell.
- Row 12:** A light blue cell, followed by five teal cells, and one purple cell.
- Row 13:** A light blue cell, followed by five teal cells, and one purple cell.
- Row 14:** A light blue cell, followed by five teal cells, and one purple cell.
- Row 15:** A light blue cell, followed by five teal cells, and one purple cell.
- Row 16:** A light blue cell, followed by five teal cells, and one purple cell.
- Row 17:** A teal bar.
- Row 18:** A light blue cell, followed by five teal cells, and one purple cell.
- Row 19:** A light blue cell, followed by five teal cells, and one purple cell.
- Row 20:** A light blue cell, followed by five teal cells, and one purple cell.
- Row 21:** A light blue cell, followed by five teal cells, and one purple cell.
- Row 22:** A light blue cell, followed by five teal cells, and one purple cell.
- Row 23:** A light blue cell, followed by five teal cells, and one purple cell.
- Row 24:** A light blue cell, followed by five teal cells, and one purple cell.



								13
Public Service staff	0	0	0	0	0	0	0	0
Archivists, Curators, and Museum Technicians	0	0	0	0	0	0	0	0
25-4010								
Librarians	0	0	0	0	0	0	0	0
25-4020								
Library Technicians	0	0	0	0	0	0	0	0
25-4030								
Student and Academic Affairs and Other Education Services Occupations	0	0	0	0	0	0	0	0
25-2000 + 25-3000 + 25-9000								
Management Occupations	0	0	0	0	0	0	4	4
11-0000								
Business and Financial Operations Occupations	0	0	0	0	0	0	3	3
13-0000								
Computer, Engineering, and Science Occupations	0	0	0	0	0	0	2	2
15-0000 + 17-0000 + 19-0000								
Community, Social Service, Legal, Arts, Design, Entertainment, Sports, and Media Occupations	0	0	0	0	0	0	2	2
21-0000 + 23-0000 + 27-0000								
Healthcare Practitioners and Technical Occupations	0	0	0	0	0	0	13	13
29-0000								
Total	16	7	0	56	69	0		





23-0000, 27-0000, 25-4000,  
25-4010, 25-4020, 25-4030,  
25-2000, 25-3000, 25-9000,  
29-0000

Total

2,481



29-0000

Total

272

Part H - New Hires, Full-time Instructional Staff by Tenure Status  
**Number of Newly Hired Full-time Permanent Instructional Staff**

Large redacted area covering the top portion of the table.

[Redacted text]

[Redacted]	[Redacted]	[Redacted]	[Redacted]	[Redacted]	[Redacted]	[Redacted]
[Redacted]	[Redacted]	[Redacted]	[Redacted]	[Redacted]	[Redacted]	[Redacted]
[Redacted]	[Redacted]	[Redacted]	[Redacted]	[Redacted]	[Redacted]	[Redacted]
[Redacted]	[Redacted]	[Redacted]	[Redacted]	[Redacted]	[Redacted]	[Redacted]
[Redacted]	[Redacted]	[Redacted]	[Redacted]	[Redacted]	[Redacted]	[Redacted]
[Redacted]	[Redacted]	[Redacted]	[Redacted]	[Redacted]	[Redacted]	[Redacted]
[Redacted]	[Redacted]	[Redacted]	[Redacted]	[Redacted]	[Redacted]	[Redacted]
[Redacted]	[Redacted]	[Redacted]	[Redacted]	[Redacted]	[Redacted]	[Redacted]
[Redacted]	[Redacted]	[Redacted]	[Redacted]	[Redacted]	[Redacted]	[Redacted]
[Redacted]	[Redacted]	[Redacted]	[Redacted]	[Redacted]	[Redacted]	[Redacted]
[Redacted]	[Redacted]	[Redacted]	[Redacted]	[Redacted]	[Redacted]	[Redacted]

[Redacted text]

[Redacted]	[Redacted]	[Redacted]	[Redacted]	[Redacted]	[Redacted]	[Redacted]
[Redacted]	[Redacted]	[Redacted]	[Redacted]	[Redacted]	[Redacted]	[Redacted]
[Redacted]	[Redacted]	[Redacted]	[Redacted]	[Redacted]	[Redacted]	[Redacted]
[Redacted]	[Redacted]	[Redacted]	[Redacted]	[Redacted]	[Redacted]	[Redacted]
[Redacted]	[Redacted]	[Redacted]	[Redacted]	[Redacted]	[Redacted]	[Redacted]
[Redacted]	[Redacted]	[Redacted]	[Redacted]	[Redacted]	[Redacted]	[Redacted]
[Redacted]	[Redacted]	[Redacted]	[Redacted]	[Redacted]	[Redacted]	[Redacted]
[Redacted]	[Redacted]	[Redacted]	[Redacted]	[Redacted]	[Redacted]	[Redacted]
[Redacted]	[Redacted]	[Redacted]	[Redacted]	[Redacted]	[Redacted]	[Redacted]
[Redacted]	[Redacted]	[Redacted]	[Redacted]	[Redacted]	[Redacted]	[Redacted]
[Redacted]	[Redacted]	[Redacted]	[Redacted]	[Redacted]	[Redacted]	[Redacted]

[Redacted text]





Part H - New Hires, Full-time Staff by Occupational Category

**Number of Newly Hired Full-time Staff**

(Hired full-time between November 1, 2015 - October 31, 2016)

•Report Hispanic/Latino individuals of any race as Hispanic/Latino

•Report race for non-Hispanic/Latino individuals only

**Men**

Race/ethnicity	Management Occupations 11-0000	Business and Financial Operations Occupations 13-0000	Computer, Engineering, and Science Occupations 15-0000 + 17-0000 + 19-0000	Community, Social Service, Legal, Arts, Design, Entertainment, Sports, and Media Occupations 21-0000 + 23-0000 + 27-0000	Healthcare Practitioners and Technical Occupations 29-0000
Nonresident alien	0	0	4	0	10
Hispanic/Latino	0	0	3	3	9
American Indian or Alaska Native	0	0	0	0	0
Asian					



Race and ethnicity unknown							
<b>Total women</b>	11	0	106	1	5	648	
<b>Total (men+women)</b>	29	0	145	18	13	1,162	

Human Resources Survey Evaluation

**Were any staff members difficult to categorize? If so, please explain in the box below.**







**Number of staff by employment status and occupational category:  
Fall 2016**

Production, Transportation, and Material Moving Occupations SOC 51-0000 + 53-0000	71	0	71
--	----	---	----

NOTE: Full-time-equivalent (FTE) staff is calculated by summing the total number of full-time staff and adding one-third of the total number of part-time staff. Graduate assistants are not included in the above figures. Many of the FTE figures may be included in the DFR.



**Human Resources**

**University of South Florida-Main Campus (137351)**

Source	Description	Severity	Resolved	Options
Screen: B1 - FT Non-instructional, Occupation - 1				
Upload				