


## Overview

Welcome to the IPEDS Graduation Rates (GR) survey component. The GR component collects data on the cohort of full-time, first-time degree/certificate-seeking undergraduate students and tracks their completion status at 150% of the normal time to complete all requirements of their program of study. This information is collected to assist institutions in complying with the requirements of the Student Right-to-Know Act.

Once a student is in the cohort, they remain in the cohort, even if their status changes to part-time or they drop out or transfer out of the institution. However, adjustments can be made to the cohort for allowable exclusions, which include the death of a student, permanent disability, military deployment, or service on an official church mission or with a foreign aid service of the Federal government.





































 When reporting award levels for sub-baccalaureate certificates, determine program length by the number of credit or contact hours, NOT the academic year length in parentheses. The academic year length is meant only to provide context.

- IPEDS will collect the HEA, as amended, required graduation rate for Pell recipients and recipients of a subsidized Direct Loan who did not receive a Pell Grant. A recipient will be defined as anyone who receives and uses these awards anytime within their first year


The survey materials package for this component can be downloaded using the following link: [Survey Materials](#)

To access your prior year data submission for this component: [Reported Data](#)

If you have questions about completing this survey, please contact the .







Two or more races	18	<input type="text"/>	<input type="text"/>	<input type="text" value="6"/>	6
Race and ethnicity unknown	1	<input type="text"/>	<input type="text"/>	<input type="text" value="1"/>	1
	345	0	0	124	124
	576	0	0	205	205



































[Blank header row]				
[Blank header row]				
[Dark teal header row]				
[Light teal cell]	[Light teal cell]			
[Dark grey cell]	[Dark grey cell]	[Dark grey cell]	[Dark grey cell]	[Dark grey cell]
[Dark grey cell]	[Light teal cell]	[Light teal cell]	[Light teal cell]	[Light teal cell]
[Dark grey cell]	[Dark grey cell]	[Dark grey cell]	[Dark grey cell]	[Dark grey cell]
[Light teal cell]	[Light teal cell]	[Light teal cell]	[Light teal cell]	[Light teal cell]
[Dark grey cell]	[Dark grey cell]	[Dark grey cell]	[Dark grey cell]	[Dark grey cell]
[Light teal cell]	[Teal cell]	[Teal cell]	[Teal cell]	[Teal cell]
[Dark grey footer row]				





Prepared by

The name of the preparer is being collected so that we can follow up with the appropriate person in the event that there are questions concerning the data. The Keyholder will be copied on all email correspondence to other preparers.

The time it took to prepare this component is being collected so that we can continue to improve our estimate of the reporting burden associated with IPEDS. Please include in your estimate the time it took for you to review instructions, query and search data sources, complete and review the component, and submit the data through the Data Collection System.

Thank you for your assistance.

--	--	--	--

<input type="radio"/>	Keyholder	<input type="radio"/>	SFA Contact	<input type="radio"/>	HR Contact
<input type="radio"/>	Finance Contact	<input type="radio"/>	Academic Library Contact	<input type="radio"/>	Other

Name:

Email:

--	--	--	--

<input type="text"/>	Number of Staff (including yourself)
----------------------	--------------------------------------

--	--	--	--

--	--	--	--

--	--	--	--	--	--	--	--	--

--	--	--	--	--	--	--	--	--

--	--	--	--	--	--	--	--	--



