

Institution: University of South Florida-St Petersburg (448840)  
User ID: P4488401

C j Yfj ]Yk

**IPEDS Student Financial Aid Component Overview**  
**Public Academic Reporters**

Welcome to the Student Financial Aid (SFA) component. The purpose of the SFA component is to collect information about financial aid provided to various groups of undergraduate students and military/veteran educational benefits for all students at your institution.

**Changes to This Year's SFA Component**

There were no changes implemented for the 2015-16 data collection period.

## Resources


To download the survey materials for this component: [Survey Materials](#)

To access your prior year data submission for this component: [Reported Data](#)

GYWjcb % . DUfh5



GYW]cb`%.`DUfh`7ž`DU[ Y`%



GYW]cb % . DUfh 7 ž DU[ Y ' &

**Part C, Page 2 - Enter Information about Group 2**

Part C includes financial aid information about Group 2. Group 2 students are all full-time, first-time degree/certificate-seeking undergraduate students enrolled in Fall 2014.  
 For this part, report:


For These Students	The Following Type(s) of Aid	Awarded in This Period
<ul style="list-style-type: none"> <li>: i `! h]a Yž Zfgh] h]a Y' XY[ fYY#Wfh]Z]W]hY! gYY_]b[ ` i bXYf[ fUXi UhY' ghi XYbhg Ybfc`YX`]b` : U`&amp;\$%(</li> </ul>	<ul style="list-style-type: none"> <li>; fUbh'cf'gV\c'Ufg\]d U]X' Z'ca `h\Y'ZYXYfU` [ cj Yfba Ybh</li> <li>; fUbh'cf'gV\c'Ufg\]d U]X' Z'ca `ghUhY#cW` [ cj Yfba Ybh</li> <li>; fUbh'cf'gV\c'Ufg\]d U]X' Z'ca `h\Y` ]bgh]ri h]cb</li> <li>@cUbg'hc'ghi XYbhg Z'ca `h\Y'ZYXYfU` [ cj Yfba YbhUbX' Z'ca ch\Yf'gci fWgž ]bW] X]b[ `df]j UhY'cf ch\Yf`cUbg</li> <li>8c`bch]bW] XY [ fUbh cf'gV\c'Ufg\]d U]X' Z'ca `df]j UhY'cf ch\Yf'gci fWg</li> <li>8c`bch]bW] XY'D@ G `cUbg'cf`cUbg'a UXY hc`UbmcbY`ch\Yf'h\Ub h\Y'ghi XYbh</li> </ul>	<ul style="list-style-type: none"> <li>5bmh]a Y'Xi f]b[ UW]XYa ]WmYUf &amp;\$%( !%)</li> <li>: cf'dfc[ fUa fYdcfhYfgž'h ]g ]g h\Y'U]X'mYUf dYf]cX'Z'ca `&gt;i`m %ž &amp;\$%( `h\ fci [ \ &gt;i bY'` \$ž &amp;\$%) "</li> </ul>

In the fields below, report the number of Group 2 students and the total amount of aid awarded to these students for each type of aid. Enter unduplicated student counts within a category (e.g., Pell grants). However, a student can appear in more than one aid category.

Information from Part A:	Fall 2014
<b>Group 2</b> Full-time, first-time degree/certificate-seeking undergraduates (This number is carried forward from Part A, Line 02)	443
<b>Group 2a</b> Of those in Group 2, those who were awarded any Federal Work Study, loans to students, or grant or scholarship aid from the federal government, state/local government, the institution, or other sources known to the institution (This number is carried forward from Part A, Line 02a)	365
<b>Group 2b</b> Of those in Group 2, those who were awarded any loans to students or grant or scholarship aid from the federal government, state/local government, or the institution (This number is carried forward from Part A, Line 02b)	360
<b>Group 3</b> Of those in Group 2, those who were awarded grant or scholarship aid from the federal government, state/local government, or the institution	299

Aid Type	Fall 2014				YOUR PRIOR YEAR DATA
	Number of Group 2 students who were awarded aid	Percentage of Group 2 students who were awarded aid	Total amount of aid awarded to Group 2 students	Average amount of aid awarded to Group 2 students	Average amount of aid awarded to Group 2 students
01 Grants or scholarships from the federal government, state/local government, or the institution	308	70	2,298,416	7,462	6,249
02 Federal grants	194	44	881,426	4,543	

03	<u>State/local government grants or scholarships (grants/scholarships/waivers)</u>	216	49	517,143	2,394	<b>2,378</b>
04	<u>Institutional grants or scholarships (scholarships/fellowships)</u>	241	54	899,847	3,734	<b>3,120</b>
05	<u>Loans to students</u>	202	46	1,723,589	8,533	<b>8,818</b>
	05a					








GYWh]c b % . 7 c gh c Z 5 hhY b XU b W

**Cost of attendance for full-time, first-time undergraduate students:**

Please enter the amounts requested below. These data will be made available to the public on College Navigator. If your institution participates in any Title IV programs (Pell, Stafford, etc.), you must complete all information. *Estimates of expenses for books and supplies, room and board, and other expenses are those from the **Cost of Attendance report** used by the financial aid office in determining financial need. Please talk to your financial aid office to get these numbers, to ensure that you are reporting correctly.*

These numbers are carried forward from Institutional Characteristics and should only be changed if an error was made in the reporting.

Charges for full academic year	2012-13	2013-14	2014-15
<b>Published tuition and required fees:</b>			
<u>In-district</u>			
Tuition	5,706	5,810	4,206
Required fees	10	10	1,615
Tuition + fees total	5,716	5,820	5,821
<u>In-state</u>			
Tuition	5,706	5,810	4,206
Required fees	10	10	1,615
Tuition + fees total	5,716	5,820	5,821
<u>Out-of-state</u>			
Tuition	14,628	16,726	14,601
Required fees	10	10	2,134
Tuition + fees total	14,638	16,736	16,735
 Books and supplies	1,500	1,000	1,000
<b>On-campus:</b>			
Room and board	9,190	9,250	9,400
Other expenses	4,100	4,100	4,100
Room and board and other expenses	13,290	13,350	13,500
<b>Off-campus (n</b>			

GYWh]cb % . 'DUfh'8

**Part D - Enter Information about Group 3**

Part D includes financial aid information about Group 3. Group 3 students are all full-time, first-time degree/certificate-seeking undergraduate students enrolled in Fall 2014 who paid the in-state or in-district tuition rate and were awarded grant or scholarship aid from the following sources: the federal government, state/local government, or the institution. The information you report in this part will be used in Part F to calculate average institutional net price.

For this part report:

For These Students	The Following Type(s) of Aid	Awarded in This Period		
<ul style="list-style-type: none"> <li>: i ~!hja Yz Z]fgh!hja Y            XY[ fYY#WVfh]Z]WUhy!gYY_]b[            i bXYf[ fUXi UhY'ghi XYbHg</li> </ul>				









GYWh]cb &. 'A ]]hUfmGYfj ]Ww a Ya VYfg'UbX'J YhYfUbfg'6YbYZ]hg

**Section 2: Military Servicemembers and Veteran's Benefits**

**IMPORTANT NOTE: Report for Post-9/11 GI Bill Benefits: July 1, 2014 - June 30, 2015 and Report for Department of Defense Tuition Assistance Program: October 1, 2014 - September 30, 2015**

- FYdcfh'hY'hchU'bi a VYf'cZghi XYbh'fYV]d]Ybhg'UbX'hY'hchU'Xc''Uf'Ua ci bhg'Zcf'YUW' dfc[ fUa "
- Ghi XYbh'fYV]d]Ybhg'W]b'U'gc' ]bWl XY Y' ] [ ]V'Y'XYdYbXYbhg"
- 7cbgi 'hk ]h' mci f'W]a di g'Wf]h]Zn]b[ 'cZZ]WU'z'k \c'a Umibch'VY' ]b'hY'ghi XYbh'Z]bUbW]U'U]X'cZZ]W"
- : cf'Dcgh - #%%; =6]'6YbYZ]hgZ'Xc' bch]bWl XY'hY'a UH]W ]b[ ' ]bgh]hi h]cbU'U]X'dfcj ]XYX'h'fci [ \ 'hY W'ck' F ]V]Vcb'Dfc[ fUa ' ]Z'mci f'gV]cc'dUfh]W]dUhYX"
- =bZcfa Uh]cb'fYdcfh'X'hc' =D98G' ]g'cb'mk \Uh ]g' \_bck b'hc'hY' ]bgh]hi h]cb"
- 9bhYf'nYfc'f\$£' ]Z'mci f' ]bgh]hi h]cb'X]X' bch'Uj Y'VYbYZ]W]Uf]Yg'Zcf'h'Uh'ghi XYbh'Yj Y'cf'dfc[ fUa " D'YUgY'Xc' bch'YUj Y'U'W'V'Ub\_"

Type of benefit/assistance	Number of students receiving benefits/assistance	Total dollar amount of benefits/assistance awarded through the institution	Average dollar amount of benefits/assistance awarded through the institution
<b>Post-9/11 GI Bill Benefits</b>			
Undergraduate students	104	633,854	6,095
Graduate students	19	144,408	7,600
<b>Total</b>	<b>123</b>	<b>778,262</b>	<b>6,327</b>
<b>Department of Defense Tuition Assistance Program</b>			
Undergraduate students	22	41,229	1,874
Graduate students	7	10,000	1,429
<b>Total</b>	<b>29</b>	<b>51,229</b>	<b>1,767</b>

=bgh]ri h]cb. l b]j Yfg]fmcZGci h\': `cf]XU! GhDYhYfgVi f[ `f( ( , , ( \$Ł I gYf'=-8. `D( ( , , ( \$%

Gi a a Ufm

=D98G`Ghi XYbh': ]bUbW]U`5]X`fIG: 5Ł`Gi fj YmGi a a Ufm

=D98G`WŁ`YVWg`ja dcfhUbh]bZcfa Uh]cb`fY[ UFX]b[ `mci f`]bgh]ri h]cb"5`XUHJ`fYdcfhYX`]b`=D98G  
gi fj YmVŁa dcbYbhg`VYVŁa Y`Uj U]UV`Y`]b`h\Y`=D98G`8UHJ`7YbhYf`UbX`UddYUf`Ug`U[ [ fY[ UHYX`XUHJ  
]b`j`Uf]ci g`8YdUfha YbhicZ9Xi W]h]cb`fYdcfhg"5XX]h]cbU`mž`gca Y`cZ`h\Y`fYdcfhYX`XUHJ`UddYUfg  
gdYV]Z]W]`mZcf`mci f`]bgh]ri h]cb`h\fc i [ \ `h\Y`7c`Y[ Y`BUj ] [ Uhf`k`YVg]hY`UbX`]g`]bWŁ`XYX`]b`mci f  
]bgh]ri h]cb`8UHJ` : YXXVUW` F YdcfhfB: FŁ`H\Y`di fdcgY`cZ`h\]g`gi a a Ufm]g`hc`dfcj ]XY`mci `Ub  
cddcfh i b]h]mhc`j ]Yk`gca Y`cZ`h\Y`XUHJ`h`Už`k` \Yb`UWV`dhYX`h\fc i [ \ `h\Y`=D98G`ei U`]mVŁbhf`c`  
dfcW`ggž`k`]`UddYUf`cb`h\Y`7c`Y[ Y`BUj ] [ Uhf`k`YVg]hY`UbX`#cf`mci f`8: F"7c`Y[ Y`BUj ] [ Uhf`]g  
i dXUH`YX`Uddfc]`ja UHY`m`h\`fYY`a`cb`h\g`UZ`hYf`h\Y`XUHJ`WŁ`YVW]cb`dYf]cX`WcgYg`UbX`8UHJ` : YXXVUW`  
F Ydcfhg`k`]`VY`Uj U]UV`Y`h\fc i [ \ `h\Y`8UHJ`7YbhYf`UbX`gYbh`h`mci f`]bgh]ri h]cb`79C`]b  
Bcj Ya VYf`&\$%\*"

D`YUgY`fYj ]Yk`mci f`XUHJ`Zcf`UWV`fUWV`=Z`mci `Uj`Y`ei`Ygh]cbg`UVci`h`h\Y`XUHJ`X]gd`UmYX`VY`ck  
UZ`hYf`fYj ]Yk ]b[ `h\Y`XUHJ`fYdcfhYX`cb`h\Y`gi fj YmgiWYYbgž`d`YUgY`VŁbhUV`h\Y`=D98G`<Y`d`8Yg`\_`Uh





**Student Financial Aid**

**University of South Florida-St Petersburg (448840)**

Gci fW	8YgW]dh]cb	GYj Yf]fm	FYgc`j YX	Cdh]cbg
<b>GWYYb. `DUfh`5`!`9ghUV`]g\`mci f`[ fci dg</b>				
Screen Entry	The number entered is outside the expected range of between 399 and 597 when compared with the prior year value. Please correct your data or explain. (Error #7132)	Explanation	Yes	
Reason:	This figure is correct and it reflects the lower number in the cohort.			
Screen Entry	The number entered is outside the expected range of between 309 and 573 when compared with the prior year value. Please correct your data or explain. (Error #7175)	Explanation	Yes	
Reason:	This figure is correct and reflects the lower number in the cohort.			
<b>GWYYb. `DUfh`7`z`DU[ Y`&amp;`!`9bhYf`=bZcfa Uh]cb`UVci h`; fci d`&amp;</b>				
Screen Entry	The average amount of this type of aid awarded to Group 2 students is outside the expected range of between 1,647 and 2,469 when compared with the prior year value. Please check the number of students and the total amount of aid awarded to these students, and correct or explain the discrepant values. (Error #7147)	Explanation	Yes	
Reason:	The figure has been confirmed for accuracy.			
<b>GWYYb. `DUfh`8`!`9bhYf`=bZcfa Uh]cb`UVci h`; fci d`'</b>				
Screen Entry	The number entered is outside the expected range of between 201 and 371 when compared with the prior year value. Please correct your data or explain. (Error #7169)	Explanation	Yes	
Reason:	The figures are accurate and reflect a lower number in the cohort.			
Screen Entry	The number entered is outside the expected range of between 84 and 154 when compared with the prior year value. Please correct your data or explain. (Error #7169)	Explanation	Yes	
Reason:	The figure is accurate and reflects a lower number in the cohort.			
Screen Entry	The number entered is outside the expected range of between 21 and 37 when compared with the prior year value. Please correct your data or explain. (Error #7169)	Explanation	Yes	
Reason:	The figure is accurate and reflects a lower number in the cohort.			
Perform Edits	The values reported for the number of Group 3 students in 2014-15 and the total amount of aid they were awarded (Part D, line 02) make the average amount of aid awarded to these students outside the expected range of between 5,344 and 7,230 when compared with the prior year value. Please correct your data or explain. (Error #7319)	Explanation	Yes	
Reason:	The figure has been confirmed as accurate.			
Related Screens:	DUfh`8`!`9bhYf`=bZcfa Uh]cb`UVci h`; fci d`'			
Screen Entry	The number entered is outside the expected range of between 35 and 65 when compared with the prior year value. Please correct your data or explain. (Error #7169)	Explanation	Yes	
Reason:	Data confirmed as reported.			
<b>GWYYb. `DUfh`9`!`9bhYf`=bZcfa Uh]cb`UVci h`; fci d`(`</b>				
Screen Entry	The number entered is outside the expected range of between 38 and 68 when compared with the prior year value. Please correct your data or explain. (Error #7169)	Explanation	Yes	
Reason:	Data confirmed as reported.			
Screen Entry	The calculated average amount of grant or scholarship aid awarded to Group 4 students from the federal government, state/local government, or the institution for this income level is smaller than expected in comparison with the other income levels. Please check the values reported for the number of these students who were awarded any Title IV aid (Col. 1) and the total amount of grant or scholarship aid awarded to them (Col. 3) and correct your data or explain the discrepancy. (Error #7317)	Explanation	Yes	
Reason:	Data confirmed as reported.			